

**Newfield Primary School
Everyone Learning Together**



Welcome to Class 3 Cherry

Ms Clifford

Ms Helena and Ms Shahina

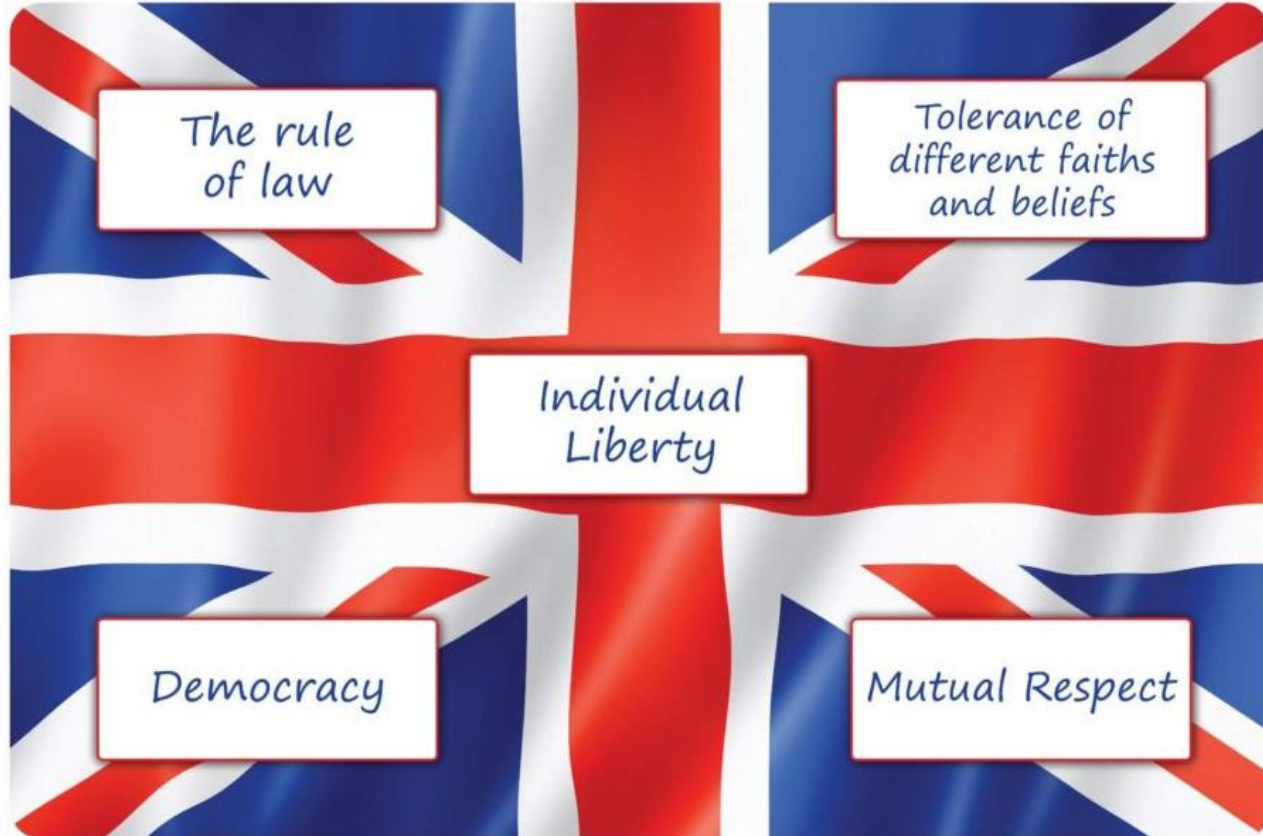
Our Vision



- ❖ To nurture **AMBITION** in our children by ensuring that all pupils have a sense of **BELONGING** in a learning community where they are empowered to **ACHIEVE** the best that they can.
- ❖ For staff, pupils, parents, governors and the community to show **RESPECT** for each other. We aim to be a cohesive school knitted together with **KINDNESS**.
- ❖ To provide an engaging, stimulating and challenging curriculum to overcome barriers to learning so that all pupils can experience **ENJOYMENT** and **RESILIENCE** for life-long learning.
- ❖ To create a culture of **TOLERANCE** where the beliefs, thoughts and ideas of all members of the school community are respected.



British Values





Our Values

We uphold and promote British values through our core school values of:

- ▶ **Achievement**
- ▶ **Ambition**
- ▶ **Belonging**
- ▶ **Enjoyment**
- ▶ **Kindness**
- ▶ **Resilience**
- ▶ **Respect**
- ▶ **Tolerance**



Our School Rules

- ▶ Be Kind
- ▶ Be Ready
- ▶ Be Respectful
- ▶ Be Safe

Behaviour Chart




Recognition Board.	<p>An exceptional piece of work.</p> <p>Learners of the Week.</p> <p>Values Bands of the week.</p> <p>Values Band (not the band of that week).</p> <p>Smart Bands.</p> <p>Exceptional Work- agreed by Headteacher or Deputy Headteacher.</p> <p>Sporting, Musical or other Achievements in school or out of school</p> <p>Above and Beyond...there are so many ways to shine and to be brilliant.</p>
Gold	<p>Going the extra mile.</p> <p>Above and beyond expectations in work and behaviour.</p> <p>An exceptional piece of work.</p> <p>Extreme effort and hard work.</p> <p>Sustained green behaviour over time.</p>
Silver	<p>Taking responsibility for yourself and your actions.</p> <p>Showing all of the Newfield values.</p> <p>Following the school rules at all times.</p> <p>An exceptional piece of work.</p> <p>Showing effort and aiming to improve your work and behaviour.</p> <p>Sustained green behaviour over time.</p>
Green	<p>Following the School Rules.</p> <p>Working hard.</p> <p>Showing the Newfield values.</p>
Yellow	<p>Not ready for learning.</p> <p>Not being kind or respectful to children or adults.</p> <p>Not showing the Newfield values.</p> <p>Not completing work to a good standard.</p>
Red	<p>Repeated Yellow Behaviours.</p> <p>Refusing to take part in the lesson.</p> <p>Continuing to be unkind or disrespectful to children or adults.</p> <p>Hurting others.</p> <p>Making racist, homophobic or sexist comments.</p> <p>Swearing or insulting children or adults.</p> <p>Leaving a room without permission.</p> <p>Breaking or damaging property.</p>

Home-School Agreement

- ▶ Please make sure that you have read and signed the Home-School agreement and handed it back to the office or class teacher.

Attendance

- ▶ Learning starts at **8.50am**
 - ▶ Please be at school at **8.40am**
 - ▶ **The school attendance target is 95%**
 - ▶ **TERM TIME HOLIDAYS WILL NOT BE AUTHORISED.**
 - ▶ **Remember: 'Be on time at 10 to 9.'**
- 

Importance of attendance

The school's target for attendance is 95%.

ABSENCE = LOST OPPORTUNITY



Did You Know... ?

If Your Child's Attendance During the School Year...	Your Child Would Have Lost Approximately...	or They Would Have Missed Approximately...
was 95%	9 Days from School	50 Lessons
was 90%	19 Days from School	100 Lessons
was 85%	29 Days from School	150 Lessons
was 80%	38 Days from School	200 Lessons
was 75%	48 Days from School	250 Lessons

Getting Your Child to School Really Matters



School day

- ▶ Each day the gates open at 8:40am.
- ▶ Learning begins at 8:50am.
- ▶ Class assemblies will now be on a Friday at 9am

Our Curriculum



Newfield Primary School

Year 3 Overview

	Autumn 1	Autumn 2	Spring 1	Spring 2	Summer 1	Summer 2
English Reading Key Texts	The Mousehole Cat The Land of Roar	Mouse Bird Snake Wolf The Rhythm of the Rain	Hot Like Fire	Malala's Magic Pencil The Wild Robot	The Ice Palace	Selection of Greek Myths
English Writing Key Genres	Writing in Role Narrative Descriptive writing	Non-chronological Reports Narrative Explanation text	Poetry from other cultures	Narrative Diary entry Explanation text	Persuasive text Narrative: journey story Letter to an author	Greek myths Narrative: retell and innovation
Mathematics	Number: Place Value Number: Addition and Subtraction Number: Multiplication and Division A		Number: Multiplication and Division B Measurement: Length and Perimeter Number: Fractions A Measurement: Mass and Capacity		Measurement: Money Measurement: Time Geometry: Shape Statistics Consolidation and Assessments	
Science	Animals, including Humans	Light	Rocks	Plants	Forces and Magnets	Forces and Magnets

Our Curriculum



	Autumn 1	Autumn 2	Spring 1	Spring 2	Summer 1	Summer 2
Computing Online Safety	Health, Well-being and Lifestyle	Online Bullying	Self-image and Identity	Managing Online Information	Online Relationships Online Reputation	Privacy and Security Copyright and Ownership
Computing	Computing systems and networks Connecting computers	Creating media Stop-frame animation	Programming A Sequencing sounds	Data and information Branching databases	Creating media Desktop publishing	Programming B Events and actions in programs
History	Ancient Egypt	Cradles of Civilisation (Ancient Mesopotamia)	Indus Valley Civilisation	Ancient Persia and Greece	Ancient Greece	Alexander the Great
Geography	Rivers	Mountains	Settlements and Cities	Agriculture	Volcanoes	Climate and Biomes

Please visit the school website for further curriculum information

Our Curriculum

Music						
PHSE/ RSE	Being me in my World	Celebrating Differences	Dreams and Goals	Healthy Me	Relationships	Changing Me
Spanish	Greetings	Numbers and ages	Shapes and colours	Classroom objects	Where do you live in Spain?	Journey around Latin America

Our Curriculum

	Autumn 1	Autumn 2	Spring 1	Spring 2	Summer 1	Summer 2
Art and Design		Drawing (Growing Artists)		Painting and mixed media (Prehistoric painting)		Craft and design (Ancient Egyptian scrolls)
Design and Technology	Structures Shell Structures		Textiles 2D Shape to 3D Product		Cooking and Nutrition	
Physical Education	Indoor: Fundamentals Outdoor: Ball Skills	Indoor: Gymnastics Outdoor: Basketball	Indoor: Gymnastics Outdoor: Football	Indoor: Dance Outdoor: Tag Rugby	Indoor: Dance Outdoor: Athletics	Outdoor: OAA Outdoor: Tennis
Religious Education	Hinduism	Brent Syllabus What makes a building sacred?	Brent Syllabus Can anywhere be sacred?	Brent Syllabus Can anywhere be sacred?	Brent Syllabus What happens if we do wrong?	Brent Syllabus What happens if we do wrong?



PE Days

- ▶ We have PE on Tuesday and Thursday
- ▶ (If it begins with a T we have PE)
- ▶ Pupils are expected to wear suitable clothes on a PE Day. For example, a red t-shirt and black or grey shorts or track suit bottoms. Ideally pupils should wear black shorts or jogging bottoms and a red Newfield P.E. top. Pupils should wear black plimsolls.
- ▶ If your child does not wear their PE kit into school we may call and request you to bring it in.



School Uniform

- ▶ Pupils are expected to wear school uniform at all times.
- ▶ Uniform consists of a red jumper, sweatshirt or cardigan, with or without a logo and black or grey trousers or skirts. Pupils can wear red polo shirts. Sensible shoes should be worn. Black trainers are permitted.
- ▶ Socks, leggings and tights should be red, black, grey or white.
- ▶ No hoodies or caps are permitted in school except for Newfield caps.
- ▶ Only headwear of a religious nature is permitted in school. Girls who wear hijabs are requested to wear red, white or black ones to match their school uniform.
- ▶ Jewellery is not allowed to be worn by pupils except for stud earrings or any religious jewellery. Pupils are allowed to wear watches.
- ▶ Pupils' hair should be tied back and neat. Pupils' hair styles should not incorporate jewelry of any kind and should be suitable for school.
- ▶ Second-hand uniform is available if you need it. Please ask Ms Penny in the office if you require any.

Please remember you can order your child's uniform by visiting the website:

[Stitch Design - Schoolwear, Workwear, Sportswear, Promotional Products or Art Supplies.](#)

[Quality](#)



School Uniform



Please make sure that school uniform is labelled with your child's name.



Home Learning

Reading is at the core of our Home Learning and we encourage you read to and with your child every day. Please record your comments in your child's yellow Reading Record Book.

All children will take home a book of their own choosing to read for pleasure.

Children in Reception and KS1 will also be given a Phonics reading book appropriate for their reading level.

Home Learning is given out on Friday - to be returned the following Wednesday.

Home Learning will consist of reading, maths, spelling/phonics. Teachers may send other activities at different times throughout the year.

Every class has a homework monitoring sheet, with details of who has and who has not brought homework back.

Your child will be given a Home Learning folder. Please ensure that this folder is brought in every week containing the completed homework. If your child loses their folder, we will ask you to replace it.



Visits and Trips

Reception Willow	Trip
Autumn 1	British Museum
Autumn 2	River cruise (Thames)
Spring 1	Science Museum
Spring 2	Farm visit
Summer 1	Tower of London
Summer 2	Cinema

For some of these activities to go ahead we will ask for a small contribution.



ParentPay

At Newfield we use ParentPay for you to make payments online for items such as dinner money and school trips.

For more information, please contact the school office or visit the ParentPay website.



SEND

- ▶ Our SENDCo is Ms Devonish
- ▶ Her working days are Monday, Tuesday and Friday.
- ▶ Her email address is send@newfield.brent.sch.uk

Please refer to the school website for further information.



Parent Communication

- ▶ Letters are sent out regularly.
- ▶ We currently use Parent Mail to communicate with you throughout the year and send you reminders about school events, trips and school closures.
- ▶ If you change your mobile number or email address, please speak to Ms Penny in the office to update it. If we do not have the correct information, then you will not receive text messages.
- ▶ We also use the **school website** to communicate with parents. It holds the key information about the school, calendar dates, copies of newsletters, photos from events etc...



Parent Teacher Association

- ▶ The PTA are a group of parents who support the school by raising money to provide fantastic opportunities for the children.
- ▶ They will also support/lead on PTA events at the school before and during the event.
- ▶ If you are interested in joining the PTA, please speak to Ms Devraj or Ms To.



How can you help your child at home?



- ▶ Ensure your child has the best possible attendance at school.
- ▶ Read with your child as often as possible – ideally a goodnight story before bedtime every night.
- ▶ Talk to your child about what they have learnt at school and what book(s) they are reading, encouraging them to talk about who is in the story and where it takes place.
- ▶ Make sure your child has a good sleep and healthy breakfast every morning!



Parent workshops

Over the course of the year we will be running a series of workshops aimed to support you and your child's learning – dates will be shared throughout the year.



E-Safety

Ensure that your child is not on devices for too long and monitor their online use.

1. Be Involved and Curious

- ▶ Talk regularly with your child about what they do online. Ask them to show you their favourite games or videos.
- ▶ Keep devices in shared family spaces, not bedrooms.

2. Set Age-Appropriate Boundaries

- ▶ Follow age ratings on games, apps, and social media platforms (e.g. WhatsApp: 16+, TikTok: 13+).
- ▶ Use **parental controls** on devices, apps, and home Wi-Fi.

3. Privacy and Passwords

- ▶ Never share personal details (name, school, address, etc.) with people they don't know.
- ▶ Teach the importance of keeping passwords private—even from friends.

4. Model Good Digital Behaviour

- ▶ Be a positive role model – use your own screen time wisely.
- ▶ Avoid oversharing about your child on social media (**digital footprint awareness**).

Handouts


Hand out:

Menus


Curriculum overviews

Term dates

The School Website



The banner features a video of three children in red school uniforms sitting at a table in a classroom, engaged in an activity. The background shows a whiteboard with papers and a container of colored pencils. The school's logo is in the top left corner. A navigation menu is at the top right, and a set of navigation arrows is on the right side of the video. A row of circular buttons is at the bottom left, and a text overlay is at the bottom right. A video player control bar is at the very bottom.

 **Newfield Primary School**
Everyone Learning Together

Home About Us Information Learning News & Events Children Parents

Gallery Calendar Attendance Latest News Contact Us

This Week's Value: Belonging

Summer Fair on Friday 18th July. Q Search Translate

[Home](#) | [Newfield Primary School](#)



Any questions?